


TR 200

Super Duty Power Pack



Project Name:
Location:



TR 200 Specifications

Item No.	55490
Voltage	120/230/277 VAC, 50/60 Hz
Output	24 VDC +/- 5% 270mA (class 2)
Load	20 A Ballast/ELV/MLV/Tungsten/LED 16A E-Ballast/CFL 1 hp @ 120-240VAC, 50/60Hz 20A, 120 VAC Plug Load - receptacle
Environment	-4°F to +130°F, -20°C to +55°C Rated IP20
Dimensions (LxWxD)	3.8 x 2.96 x 1.52 in 96.4 x 75.3 x 38.4 mm
Threaded Nipple Dimensions	.83 x .83 in 21 x 21 mm
Warranty	5 years
Certifications	UL 2043 Plenum Rated

The TR 200 is a full-featured super duty lighting and plug load power pack that provides power to STEINEL low voltage occupancy sensors and other control devices. The power packs switch the load(s) on and off in response to signals from control inputs.

The TR 200 is a Class 2 Output Power Supply, suitable for parallel interconnection.

Wires:

- 18 AWG: Black for Line and White for Neutral
- 12 AWG: two Red wires for normally closed dry contact from the 20A relay
- 22 AWG: 5 low voltage conductors: Red (+24VDC), Black (-24 VDC), Blue (Control Input), Brown (Communication Link), Gray (Switch Input)

Key Features:

- 20A Normally Closed Latching Relay for “Fail Safe” Operation
- 20A Plug Load Control
- Maintained or Momentary Switch Input
- Communication Link Input
- Time Delay
- Power up Sequence ON, OFF, Last State
- Select either Manual ON or automatic ON operation via DIP switch
- LED status indicator
- Switching is performed at, or close to, the zero-cross of the AC waveform in order to improve relay performance
- 1/2 inch threaded nipple and two lock nuts are used to secure to a standard 1/2” knockout
- Low voltage maintained or momentary switch input allows for manual control
- Power supply provides up to 270mA of 24VDC to low voltage controls

120/230/
277V

Voltage

UL
2043

UL 2043 Plenum Rated

IP20

IP 20 Rated

20 Amp
1 Hp

Load

1 Amp @
30V NO/NC
Isolated
Relay

Isolated Relay

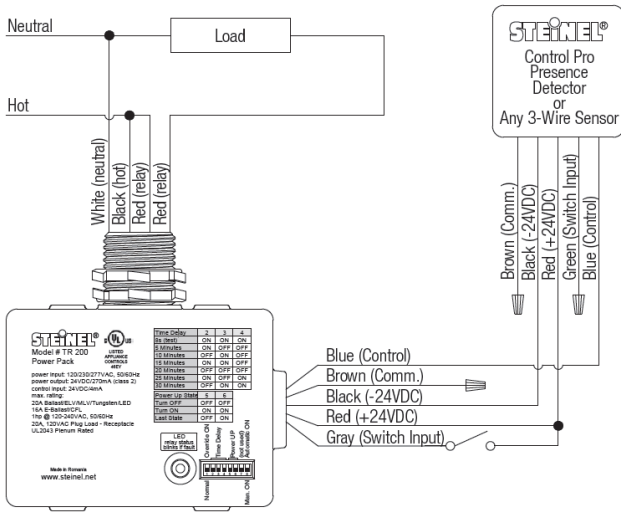
www.steinell.net

TR 200

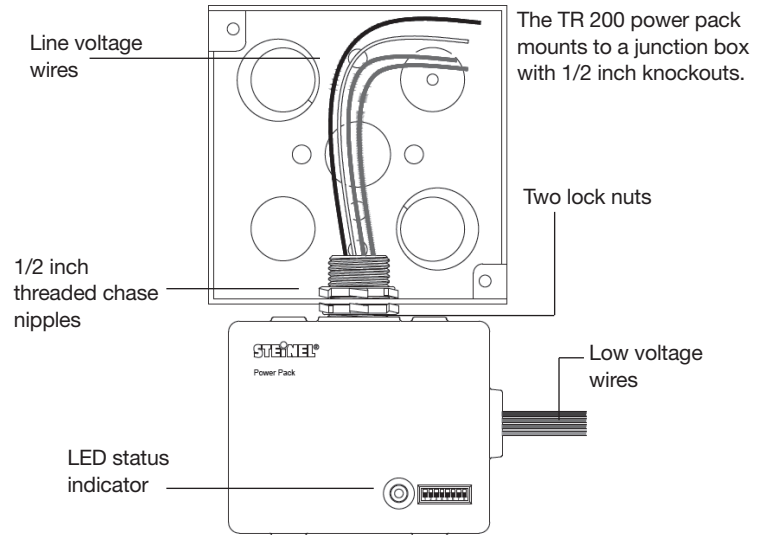
Super Duty Power Pack



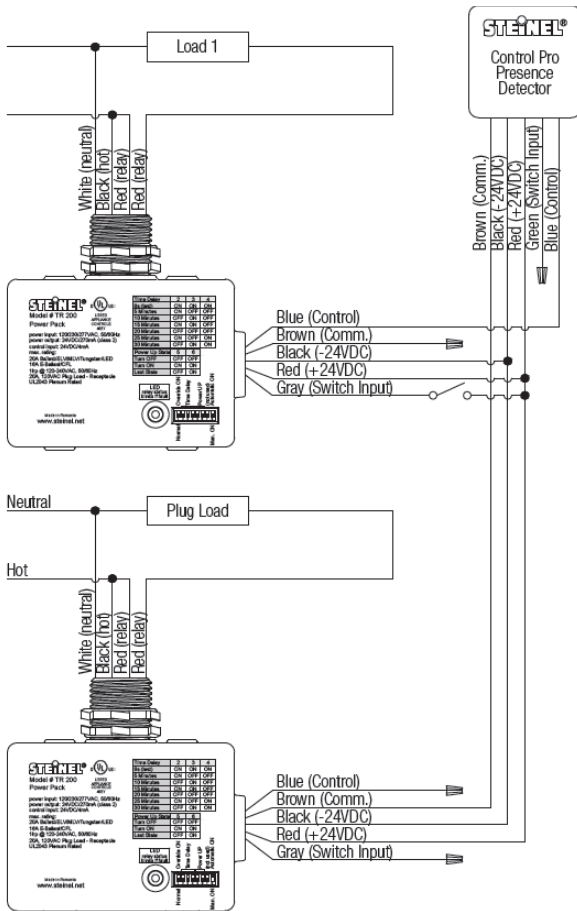
Wiring



Product Overview & Mounting



Manual On Lighting Load and Automatic On Plug Load



Symbol List

Normally Open Momentary Contact Switch