

DCS Wall Switches

Scene Switches, Dimming Switches and Switch Coupler



The DCS Series Switches are Class 2 devices powered by a low voltage bus provided by the DCS System and can be networked to control multiple loads on one or more controllers. The DCS Low Voltage Wall Switch is used for manual on/off, dim and scene selection of one or more lighting loads, from one or more locations.

Applications

The DCS Switches are recommended for classrooms, office rooms, warehouses, restaurants or any other application requiring manual lighting control. Due to the LED indicating the status of each button the switch can also be mounted outside the area where the lights are being controlled.

Project Name:

Location:

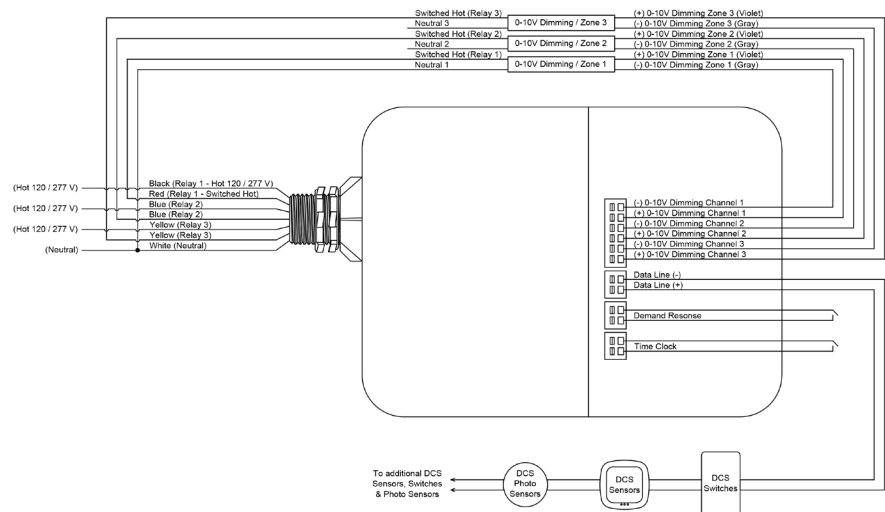
Wall Switches Specifications

Item No. / Color	72821 SS2 DCS – 2 Button Scene Switch White 72822 SS4 DCS – 5 Button Scene Switch White 72823 SS6 DCS – 7 Button Scene Switch White 72815 DS1 DCS – 1 Zone Dimming Switch White 72816 DS2 DCS – 2 Zone Dimming Switch White 72817 DS3 DCS – 3 Zone Dimming Switch White 72818 NF1 DCS – 1 Zone ON/OFF Switch White 72819 NF2 DCS – 2 Zone ON/OFF Switch White 72820 NF3 DCS – 3 Zone ON/OFF Switch White 72824 DS-SS3 DCS – Multi Switch with 3 Zone Dimming, 3 Button Scene & Master On/Off Black 83261 DS1 DCS – 1 Zone Dimming Switch Black 83262 DS2 DCS – 2 Zone Dimming Switch Black 83531 DS-SS3 DCS – Multi Switch with 3 Zone Dimming, 3 Button Scene & Master On/Off Black 80137 SC4 DCS Switch Coupler
Voltage	12 – 23 VAC
Environment	IP20 rated - 4 °F to 122 F (-20°C to +50°C)
Warranty	5 years

Key Features:

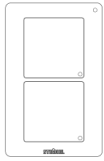
- Digital switch for use with a DCS Controller
- Touch sensitive
- Glass interface (white & black)
- Complies to DALI2 standard protocol
- Polarity insensitive 2 wire buss

Wiring



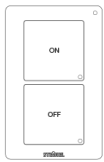
DCS Wall Switches

Scene Switches, Dimming Switches and Switch Coupler



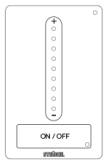
SS2 DCS - Scene Switch 2 Button

Two buttons unlabeled for ON, OFF, dimming or scene selection.



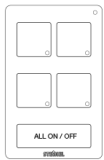
NF1 DCS - ON / OFF 1 Zone

Two buttons labeled for ON, OFF and dimming.



DS1 DCS - Dimming Switch 1 Zone

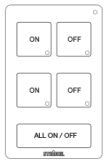
One button labeled for ON, OFF with dimming slider.



SS4 DCS - Scene Switch 4 Button

Four buttons unlabeled for ON, OFF, dimming or scene selection.

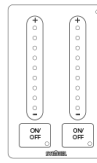
One button labeled for all ON, all OFF.



NF2 DCS - ON / OFF 2 Zone

Four buttons labeled for ON, OFF and dimming.

One button labeled for all ON, all OFF.



DS2 DCS - Dimming Switch 2 Zone

Two buttons labeled for ON, OFF with individual dimming slider.



SS6 DCS - Scene Switch 6 Button

Six buttons unlabeled for ON, OFF, dimming or scene selection.

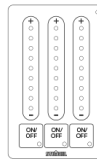
One button labeled for all ON, all OFF.



NF3 DCS - ON / OFF 3 Zone

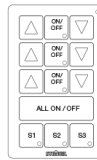
Six buttons labeled for ON, OFF and dimming.

One button labeled for all ON, all OFF.



DS3 DCS - Dimming Switch 3 Zone

Three buttons labeled for ON, OFF with individual dimming slider.



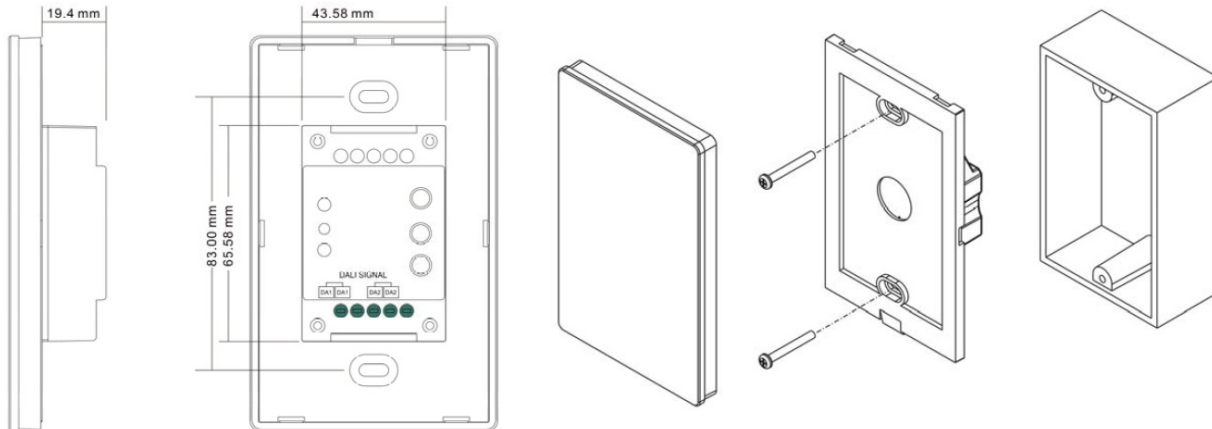
DS-SS3 DCS - Dimming / Scene Switch 3 Zone

Three buttons labeled for ON, OFF with individual dimming buttons.

One button labeled for all ON, all OFF and dimming.

Three buttons labeled for scene selection.

Mounting



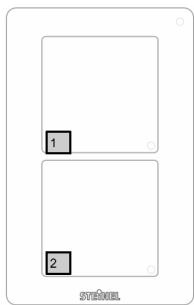
DCS Wall Switches

Scene Switches, Dimming Switches and Switch Coupler



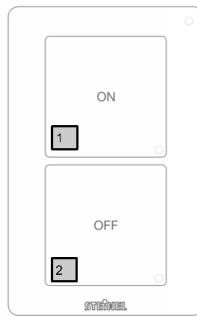
- 1 Zone 1, Toggle, ON/ OFF, Dim UP/DOWN
- 2 Zone 2, Toggle, ON/ OFF, Dim UP/DOWN
- 3 Zone 3, Toggle, ON/ OFF, Dim UP/DOWN
- 4 Zone 1,2,3, ALL ON/ OFF

4 momentary switch inputs
2 wire Data Line



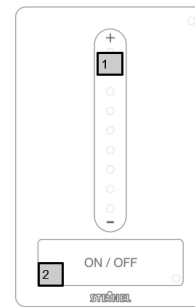
SS2 DCS

- 1 Zone 1,2,3 ON & Dim Up
- 2 Zone 1,2,3 OFF & Dim Down



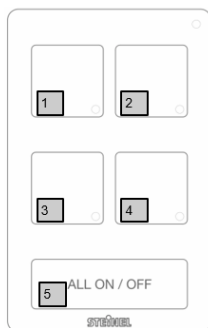
NF1 DCS

- 1 Zone 1,2,3 ON & Dim Up
- 2 Zone 1,2,3 OFF & Dim Down



DS1 DCS

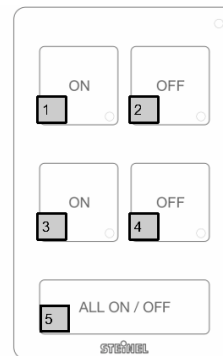
- 1 Zone 1,2,3 ON, Dim Up/Down
- 2 Zone 1,2,3 ALL ON/OFF



SS4 DCS

- 1 Zone 1, ON, Dim UP
- 2 Zone 1, OFF, Dim DOWN
- 3 Zone 2, ON, Dim UP
- 4 Zone 2, OFF, Dim DOWN
- 5 Zone 1,2, ALL ON/ OFF

Note: Zone 3 will be Auto ON and not controlled by a switch. The typical application would be plug load for Z3.



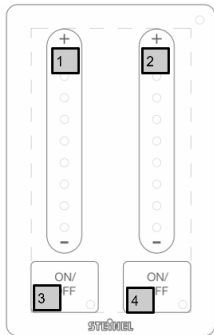
NF2 DCS

- 1 Zone 1, ON, Dim UP
- 2 Zone 1, OFF, Dim DOWN
- 3 Zone 2, ON, Dim UP
- 4 Zone 2, OFF, Dim DOWN
- 5 Zone 1,2, ALL ON/ OFF

Note: Zone 3 will be Auto ON and not controlled by a switch. The typical application would be plug load for Z3.

DCS Wall Switches

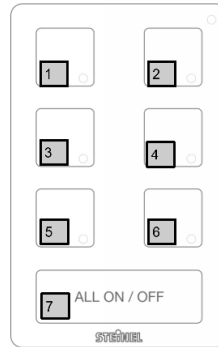
Scene Switches, Dimming Switches and Switch Coupler



DS2 DCS

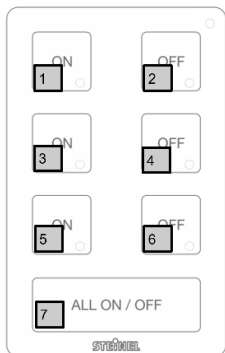
- 1 Zone 1, ON, Dim UP/Down with slider
- 2 Zone 2, ON, Dim UP/Down with slider
- 3 Zone 1, ON/OFF
- 4 Zone 2, ON/OFF

Note: Zone 3 will be Auto ON by sensor and not controlled by a switch. The typical application would be plug load for Z3.



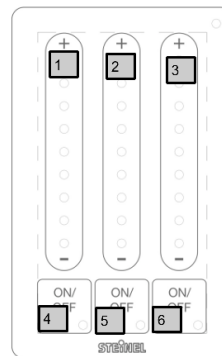
SS6 DCS

- 1 Zone 1, ON, Dim UP
- 2 Zone 1, OFF, Dim DOWN
- 3 Zone 2, ON, Dim UP
- 4 Zone 2, OFF, Dim DOWN
- 5 Zone 3, ON, Dim UP
- 6 Zone 3, OFF, Dim DOWN
- 7 Zone 1,2,3, ALL ON/ OFF



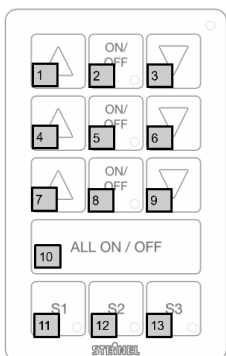
NF3 DCS

- 1 Zone 1, ON, Dim UP
- 2 Zone 1, OFF, Dim DOWN
- 3 Zone 2, ON, Dim UP
- 4 Zone 2, OFF, Dim DOWN
- 5 Zone 3, ON, Dim UP
- 6 Zone 3, OFF, Dim DOWN
- 7 Zone 1,2,3, ALL ON/ OFF



DS3 DCS

- 1 Zone 1, ON, Dim UP/Down with slider
- 2 Zone 2, ON, Dim UP/Down with slider
- 3 Zone 3, ON, Dim UP/Down with slider
- 4 Zone 1, ON/OFF
- 5 Zone 2, ON/OFF
- 6 Zone 3, ON/OFF



DS-SS3 DCS

- 1 Zone 1, Dim UP
- 2 Zone 1, ON/OFF
- 3 Zone 1, Dim Down
- 4 Zone 2, Dim UP
- 5 Zone 2, ON/OFF
- 6 Zone 2, Dim Down
- 7 Zone 3, Dim UP
- 8 Zone 3, ON/OFF
- 9 Zone 3, Dim Down
- 10 Zone 1,2,3, ALL ON/ OFF
- 11 Zone 1,2,3, Toggle, ON/ OFF, Dim Level 15%
- 12 Zone 1,2,3, Toggle, ON/ OFF, Dim Level 50%
- 13 Zone 1,2,3, Toggle, ON/ OFF, Dim Level 75%