

US Hallway DIM-24

Occupancy Sensor



The US Hallway DIM-24 is a low voltage Ultrasonic Technology Occupancy Sensor (40 kHz) that utilizes STEINEL's state of the art ultrasonic signal processing to provide superior stable volumetric bidirectional detection and provides a 1-10 volt dimming output to control ballasts or driver lighting loads. Lighting is controlled in relation to the presence of motion, the user selected dim level by remote or momentary switch and ambient light levels. As soon as occupancy is detected, the sensor goes to either the last selected electric light dim level (constant-lighting controller 'OFF') or adjusts to the last selected electric light + daylight brightness level (constant-lighting controller 'ON'). The "force off" light level feature will turn lights off when sufficient daylight is present for additional energy savings. When no movement is detected and the occupancy time setting has elapsed, the sensor dims light levels back to basic brightness, after the Stay 'ON' time DIM before 'OFF' delay has expired the light turns off. The unique linear bidirectional coverage pattern is engineered specifically for hallways and applications requiring a true volumetric linear pattern of detection. This is an ideal hallway sensor for design and retrofit applications. Operational choices of auto on or manual on with a momentary or maintained switch input. The convenient "COM-Link" feature enables multiple sensors to link together via the communication link for peer to peer grouping achieving expanded detection zones with control set up functions set at only one primary sensor for the entire group. The available service and user wireless remotes provide simplified commissioning and occupant convenience.

The Control PRO group of detectors are available in multiple presence detection technologies for the control of heating, ventilation and air-conditioning as well as lighting (as in the COM2-24 versions) and optional 1-10 volt dimming and daylighting options (in the DIM-24 versions).

Applications

The typical best practice applications for the US Hallway sensors are: Hallways, tunnel walkways, sky walks, etc.

Project Name:

Location:



US Hallway DIM-24 Specifications

| | |
|---|---|
| Item No. | 64570 US Hallway DIM-24 |
| Accessories | 65300 RC 3 service remote 65320 RC 4 user remote 65330 WGC wire guard cage |
| Voltage | 18-24 VDC/VAC (46 mA) 50/60 Hz |
| Load Rating | control output (blue) 1 A @ 30 VAC/VDC 1 - 10 volt dimming output (purple & gray) 100 mA, max. 50 (1 - 10 V electronic dimming ballasts) |
| Sensing Technology | ultrasonic (40 kHz) |
| Time Delay Setting | 30 sec. to 30 min., pulse mode (approx. 2 sec.) IQ mode (automatic adjustment to the usage profile) |
| Light Level Setting | 10 - 1000 lux / 1 - 100 fc |
| Environment | IP20 rated, 0°C to +40°C 32°F to +104°F |
| Ultrasonic Detection Zones: (Coverage at 2.5 m / 9 ft) | max. of 2 x 20 m (40 sq.m.) min. of 2 x 5 m (10 sq.m.) max. of 6.5 x 65 ft (422.5 sq.ft.) min. of 6.5 x 20 ft (130 sq.ft.) |
| Dimensions | 4.72 x 4.72 x 2.87 in, 120 x 120 x 73 mm (LxWxD) |
| Warranty | 5 years |
| Certifications | C-UL-US Listed, RoHS Compliant UL 2043 Plenum rated, CA Energy Code Compliant |

Key Features:

- Low voltage (18-24 VDC/VAC) sensor for use with a power pack or building automation system
- 1-10 volt dimming
- Stay 'ON' time DIM before 'OFF'
- Constant light level DIM control option
- Ultrasonic (40 kHz) Presence Detection
- Service and user wireless remotes available
- Manual ON mode (MAN) / Automatic mode (AUTO)
- Momentary / Maintained switch option
- 'ON' only / 'ON' & 'OFF' manual switching
- IQ Mode dynamically adjusts the 'ON' time delay by learning individual room occupancy



Ultrasonic



6.5 x 65 Ft Max



1 - 100 fc



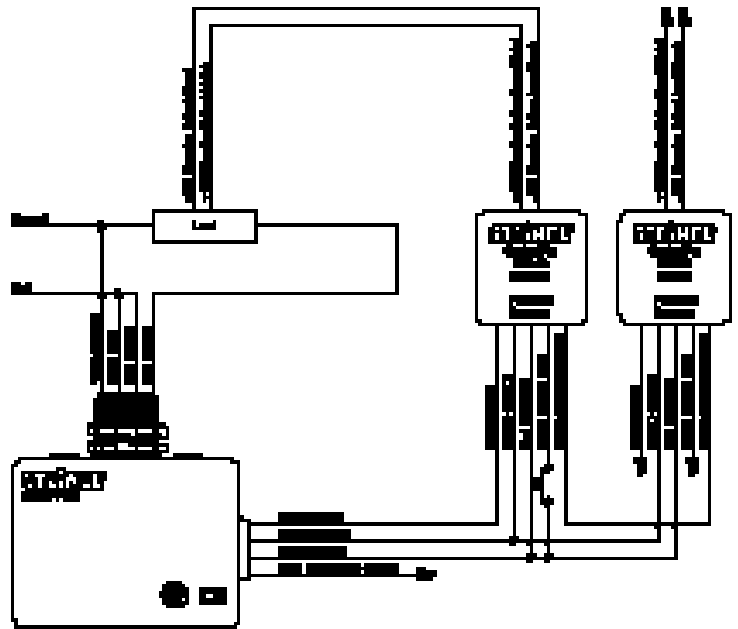
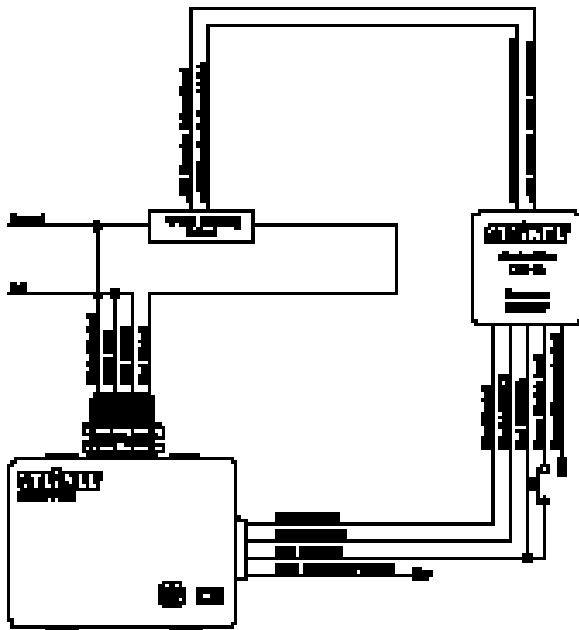
18 - 24 VDC/VAC
1 - 10 Volt Dimming



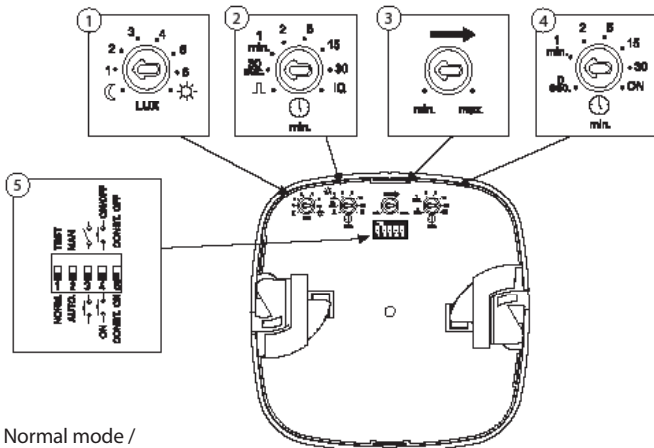
30 Sec - 30 Min

US Hallway DIM-24

Occupancy Sensor



Settings

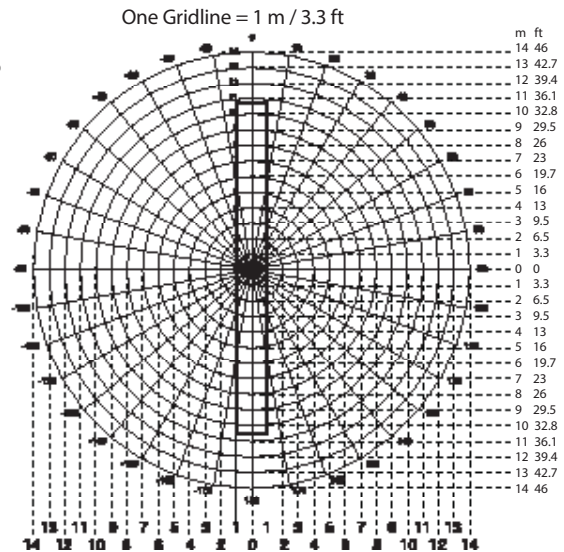


- DIP 1 - Normal mode / Test mode (NORM / TEST)
- DIP 2 - Manual ON mode (MAN) / Automatic mode (AUTO)
- DIP 3 - Momentary / Maintained switch option
- DIP 4 - 'ON' only / 'ON' & 'OFF' manual switching
- DIP 5 - Constant light level DIM control option

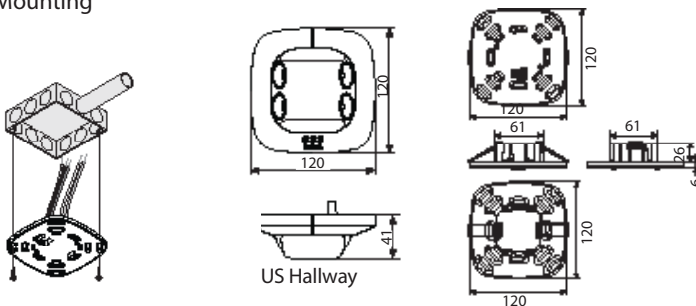
- 1 - Light level setting
- 2 - Occupancy time delay setting
- 3 - Reach setting
- 4 - Stay 'ON' time DIM before 'OFF'
- 5 - Sensor DIP switch settings

Coverage

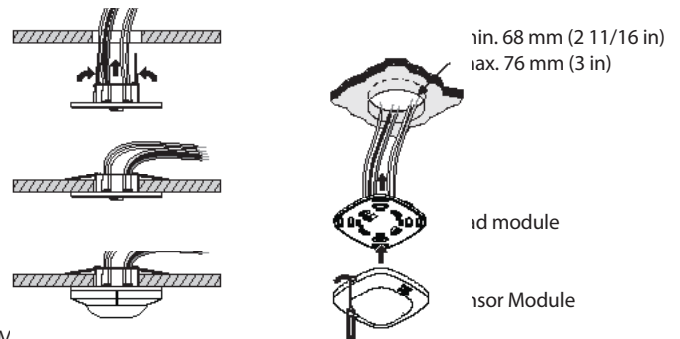
Shown coverage diagram at 9 ft mounting height. Ultrasonic signal can be increased by hard surfaces and decreased by soft surfaces.



Mounting



Mounts to a 4" Square box, 4" Octagon box or Round 3.0 Mud-Ring



N with quick mount spring tabs