



The PS WL DCS is a digital photo sensor setting a new standard in lighting control. Features two photoelectric detectors with a two lens system that allows for both closed loop and open loop daylighting control.

Included light level feature provides the option to dim and turn lights off when sufficient daylight is present for additional energy savings. The innovative light level range setting and commissioning application enables the designer with a precise method of controlling up to 3 lighting zones by optimizing precise light level detection in relation to the unique light level curve of the fixtures being utilized in the daylighting zones. The polarity insensitive data line bus enables multiple sensors, photo sensors and switches to link together providing convenient code compliant solutions.

Time saving wireless commissioning is accomplished via Bluetooth connection from a Smart Phone or Tablet to a DCS Controller and then communicated to the sensor by the two wire bus providing additional convenience.

The PS WL DCS is a bus powered photocell designed to sense the light level and send the data over the bus to the DCS controller. Designed for an outdoor wet location mounting that is safe for sunlight exposure or indoor location.

### Applications

The typical application is for indoor spaces include offices, conference rooms, classrooms, healthcare, retail and restaurants. Outdoor applications include parking garages, wash down areas and storage facilities.

Project Name:

Location:

86662	86661		
			
69196	80208	65330	
			

### PS WL DCS Specifications

Item No.	86662 PS WL DCS (White) 86661 PS WL DCS (Black)
Accessories	65330 WGC wire guard cage 69196 DCS CONNECT 80208 DCS Controller
Voltage	12 - 22.5 V (4 mA) Class 2
Device Equivalent	2
Sensing Technology	Photoelectric
Threaded Nipple Dimensions	1.07 x .83 in 27.2 x 21 mm
Dimensions	2.01 x 1.06 in, 53 x 27 mm
Environment	-40°C to +70°C, -40°F to +158°F IP54 rated, indoor or outdoor use
Installation Height	8 - 40 ft / 2.5 - 12.2 m
Light Level Range	Closed loop: 3 - 300 fc Open loop: 3 - 6,000 fc
Lens Design	Open & Closed Loop
Made in	Romania
Warranty	5 years
Certifications	C-UL-US Listed, RoHS compliant, UL 2043 Plenum Rated, CA Energy Code compliant

### Key Features:

- Low voltage (12 – 22.5V) digital photo sensor for use with a DCS Controller
- Two lenses and two photoelectric diodes to allow for both open & closed loop functionality
- Calibration that takes in to consideration the unique curve of the fixtures being used in the daylighting zone
- Wireless configuration via Steinel App
- Mounts via screws, double sided tape or ½" chase nipple and locknut
- Polarity insensitive 2 wire bus
- Up to 3 daylight zones per sensor when used in open loop function
- Multiple PS WL DCS can be connected on the data line and then assigned to individual zones
- Wireless assignment to multiple DCS controllers via BLE group assignment
- Indoor and outdoor mounting



Open & Closed Loop

Ceiling  
Mount

Mounting



3 - 6,000 fc

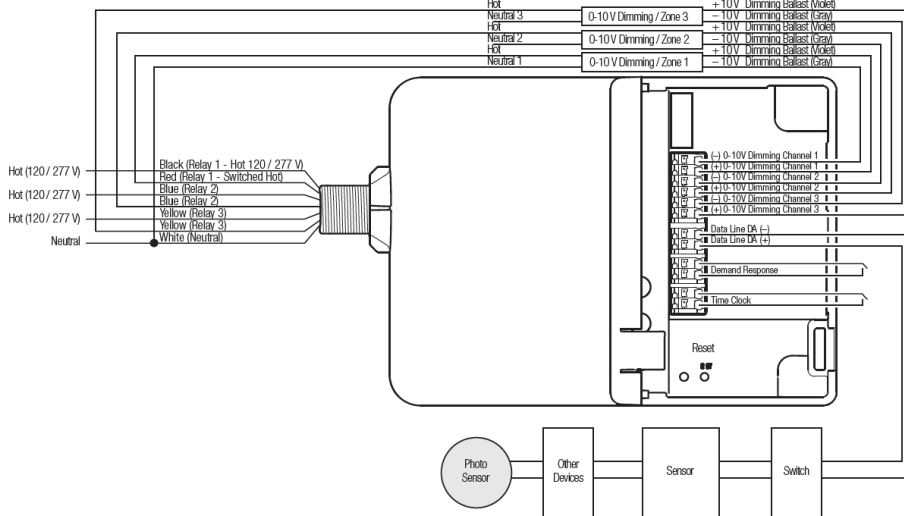
IP54

IP54 Rated

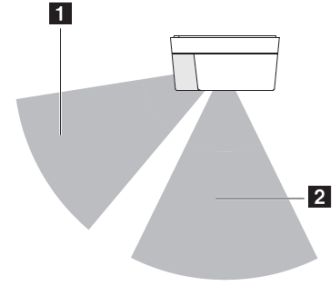
### Wiring

The data line is a polarity insensitive bus connection.

- Before installation, make sure that power has been switched OFF at the breaker and check that the circuit is dead with a voltage meter.
- After installation, verify wiring is correct to avoid damage to the controller, lighting, and control devices.

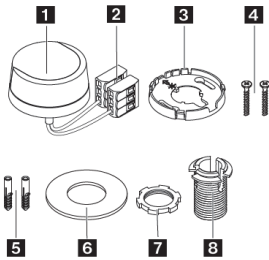


### Coverage




- 1 OL: Open Loop Control
- 2 CL: Closed Loop Control

### Product Overview

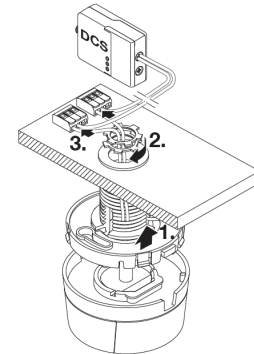


- 1 Photo Sensor
- 2 Wires including WAGO connectors
- 3 Backplate
- 4 Screws
- 5 Dowels
- 6 Washer
- 7 Lock nut
- 8 1/2-inch threaded chase nipple

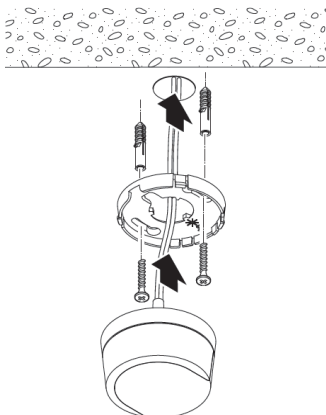
### Mounting



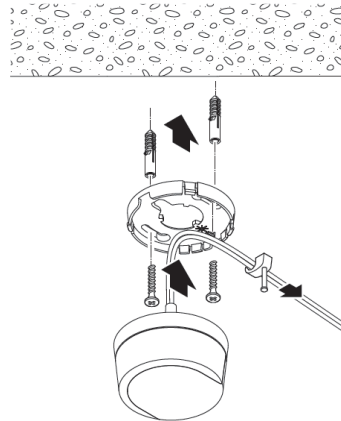
Option 1: Indoor application, flush mount with nipple



Option 2: Indoor application, surface mount with screws and concealed wires



Option 3: Surface mount with screws and surfaced wires



Option 4: Wet location application

