

DT VS DIM

0-10 V Dimming Dual Technology Wall Switch Vacancy Sensor



Project Name:
Location:



DT VS DIM Specifications

Item No.	54555 DT VS DIM-W (white) 54553 DT VS DIM-LA (Light Almond) 54554 DT VS DIM-BK (black)
Voltage	120/230/277 VAC, 50/60 Hz
Mounting	single-gang NEMA-style switch box (standard switch box) & decorator-style wall plate by others
Load Rating	0-800 watts @ 120/230/277 VAC, 50/60 Hz tungsten, magnetic or electronic ballast · 1/6 hp 0-600 watts @ 120/230/277 VAC, 50/60 Hz CFL or LED electronic ballasts C ≤ 132 µF max.
Sensing Technology	40 kHz ultrasonic & passive infrared
Dimming Output	1-10 volt (purple & gray) 50mA, max 25 (1-10 electronic dimming ballasts/drivers)
Time Setting	IQ/Test, 5, 15, 30 minutes
Light Level Setting	80 - 2000 lux / 8 - 200 fc
Environment	IP20 rated, 0°C to +40°C, 32°F to +104°F
Ultrasonic Coverage at 1.2 m / 4 ft Mounting Height	minor motion: max. 8 x 8 m (64 sq.m.) max. 18 x 12 ft (216 sq.ft.) radial: max. 7 m (77 sq.m.) 24 ft (904 sq.ft.) tangential: max. 7 m (77 sq.m.) 24 ft (904 sq.ft.)
PIR Coverage at 1.2 m / 4 ft Mounting Height	minor motion: max. 6.5 x 5.5 m (36 sq.m.) max. 21 x 18 ft (378 sq.ft.) radial: max. 7 m (77 sq.m.) 24 ft (904 sq.ft.) tangential: max. 20 m (628 sq.m.) 54 ft (4,500 sq.ft.)
Dimensions	105 x 44.1 x 46.5 mm, 4.13 x 1.74 x 1.83 in., (LxWxD)
Warranty	5 years
Certifications	C-UL-US Listed, RoHS compliant, California Compliant

The DT VS DIM is a line voltage, Passive Infrared (PIR) and 40 kHz Ultrasonic wall switch vacancy (manual ON) sensor with 0-10 volt dimming capability intended to control lighting in commercial spaces. The combination of both technologies enhances occupancy detection in difficult applications. DIP switch adjustable technology options to initiate the load ON and maintain the load ON with either or both technologies. Control options via smart remote include photocell force OFF or hold OFF and partial ON or partial OFF capabilities. The convenient “Switch Link” feature enables up to four sensors to link together for peer to peer grouping achieving expanded detection zones and multi-way switching.

Applications

The typical application is for small offices, conference rooms and break rooms. For best performance use this sensor in enclosed spaces no larger than 20' x 16'.

Key Features:

- 0-10 volt dimming PIR & 40 kHz ultrasonic wall switch vacancy sensor
- Trigger mode settings enable what sensing technologies are used to initially turn the load ON and what technologies are used to keep the load ON
- Adjustable ultrasonic reach setting from 25% to 100%
- Line voltage lighting control (120/230/277 VAC, 50/60 Hz)
- 180° coverage pattern
- Manual ON (Factory Setting)
- Partial ON can be adjusted from 10-70%
- Partial OFF can be adjusted from 10-50%
- Hold OFF or Force OFF light level feature
- Mounts to a single-gang NEMA-style, standard switch box & decorator-style wall plate by others
- “Switch Link” communication allows for up to 4 sensors to be grouped together
- IQ Mode dynamically adjusts the ‘ON’ time delay by learning individual room occupancy
- Walk through mode option will switch the load OFF in 3 minutes if no additional detection occurs after the first 30 seconds
- Visible alert feature provides a momentary OFF/ON blink, warning that the load will shut OFF in 10 seconds unless additional motion is detected
- Service mode option deactivates the automated functions of the sensor and the load is only manually controlled using the ON/OFF button
- Optional voltage barrier included to provide separation from class 1 and class 2 circuits

Dual Tech
Vacancy



Passive Infrared Ultrasonic
Manual ON



21 Ft Minor Motion
54 Ft Tangential

120 / 230 /
277 V

Line Voltage

DIM

0 - 10 Volt Dimming

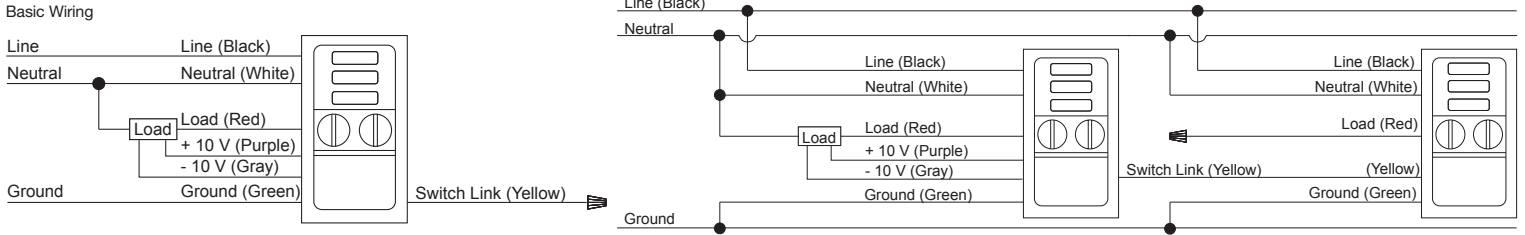
8 - 200 fc

DT VS DIM

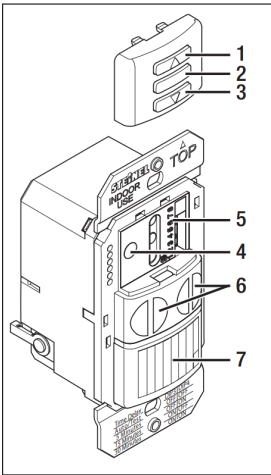
0-10 V Dimming Dual Technology Vacancy Sensor



Wiring

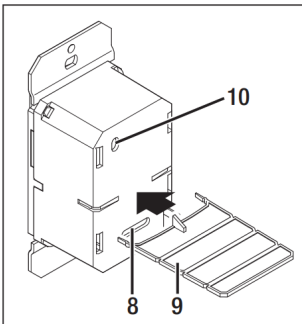


Components

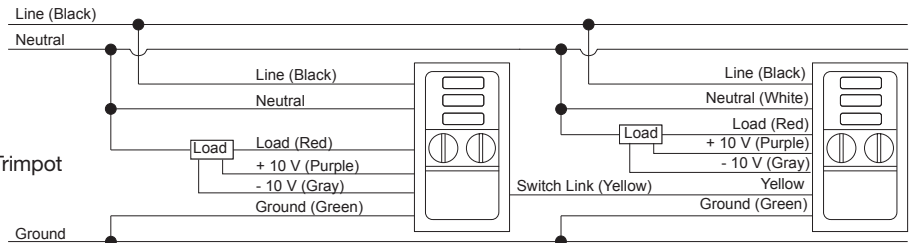


- 1 DIM Up
- 2 ON/OFF Button
- 3 DIM Down
- 4 Ultrasonic Sensitivity Adjustment Trimpot
- 5 DIP switches
 - (1-2) Trigger Mode
 - (3-4) Time Delay
- (5) Visible Alert
- (6) Service Mode
- (7) Not Used
- (8) Walk through Mode ON / OFF
- 6 Ultrasonic Transducers
- 7 PIR Lens

- 8 Line Voltage Wires
- 9 Voltage Barrier
- 10 Low Voltage 0-10 Volt Dimming Wires



(Master / Master) Three-way Wiring - up to maximum 4 sensors can be grouped via Switch Link



Settings



- Walk Through
- Not Used
- Service Mode
- Visible Alert
- Time Delay
- Time Delay
- Trigger Mode
- Trigger Mode

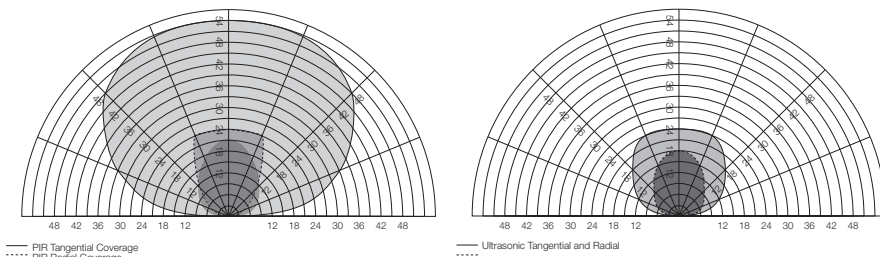


The sensors ultrasonic sensitivity and reach is adjusted with a trim potentiometer (dial). The left stop is minimum 25% (counter clockwise) the right stop is maximum 100%

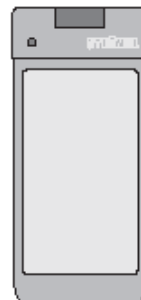
Trigger Mode	Initial Occupancy	Maintain Occupancy	Trigger Mode	DIP 1	DIP 2
Factory Setting	Both	Either	Either	OFF	OFF
Option A	PIR	Either	Either	OFF	ON
Option B	PIR	PIR	PIR	ON	OFF
Option C	Both	Both	Both	ON	ON

Time Delay	DIP 3	DIP 4
IQ / Test	OFF	OFF
5 Minutes	OFF	ON
15 Minutes	ON	OFF
30 Minutes	ON	ON

Coverage



Smart Remote



Description

- Setting done by APP and universal Smart Remote
- Replaces all existing remote controls
- Connection via Bluetooth with smartphones and tablets
- iOS and Android APP
- Saving/loading of settings for easy copy & paste installation



Download APP



Pair via Bluetooth



Ready for Use