

IR CM COM1-24

Presence Detector



Project Name:

Location:

65400



65900



65800



65320



IR CM COM1-24 Specifications

Item No.	65400 IR CM COM1-24
Accessories	65900 Smart remote 65800 RC 8 programming remote 65320 RC 4 user remote
Voltage	18 - 24 VDC/VAC (20 mA) 50/60 Hz
Load Rating	control output (blue) - 1 A @ 24 VAC/VDC 50/60 Hz
Sensing Technology	passive infrared (PIR)
Time Delay Setting	control output 30 sec. - 30 min. pulse mode (approx. 2 sec. 'ON' 8 sec. 'OFF') IQ mode (automatic adjustment to the usage profile)
Light Level Setting	10 - 1000 lux / 1 - 100 fc
Environment	IP20 rated, 0°C to +55°C, 32°F to +131°F
Installation Height	2.5 - 3.5 m / 8 - 12 ft
PIR Detection Zones: (Coverage at 2.5 m / 9 ft)	presence: max. 7 m (134 sq.m.) max. 22 ft (440 sq.ft.) radial: max. 8 m (200 sq.m.) max. 26 ft (655 sq.ft.) tangential: max. 25 m (1612 sq.m.) max. 82 ft (5290 sq.ft.)
Lens Design	11 detection levels, 520 switching zones
Dimensions	120 x 70.2 x 107 mm, 4.72 x 2.76 x 4.21 in (LxWxD)
Warranty	5 years
Certifications	C-UL-US Listed, RoHS compliant, CA Energy Code compliant

The IR CM COM1-24 is a low voltage passive infrared corner mount presence detector setting a new standard in lighting control with minimal movement required for human presence detection. It features a pyroelectric detector with a high performance lens system creating 520 switching zones. Operational choices of manual on or auto on with either momentary or maintained switch options. Included light level feature provides the option to turn lights off when sufficient daylight is present for additional energy savings. The convenient "COM-Link" feature enables multiple sensors to link together via the communication link for peer to peer grouping achieving expanded detection zones with convenient control set up functions set at only one primary sensor for the entire group. The available service and user wireless remotes provide simplified commissioning and occupant convenience.

Applications

The typical application is for offices, conference rooms, classrooms and other indoor public building spaces.

Key Features:

- Low voltage (18-24 VDC/VAC) sensor for use with a power pack or building automation system
- PIR Presence Detection with 520 switching zones
- Service and user wireless remotes available
- Manual ON mode (MAN) / Automatic mode (AUTO)
- Momentary / Maintained switch option
- 'ON' only / 'ON' & 'OFF' manual switching
- Light level feature turns lights off when sufficient daylight is present
- "COM-Link" communication allows for up to 10 sensors to be grouped together
- IQ Mode dynamically adjusts the 'ON' time delay by learning individual room occupancy

PIR

520 PIR Detection Zones



160° 82 Ft Max
22 Ft Presence



1 - 100 fc



18-24 VDC/VAC

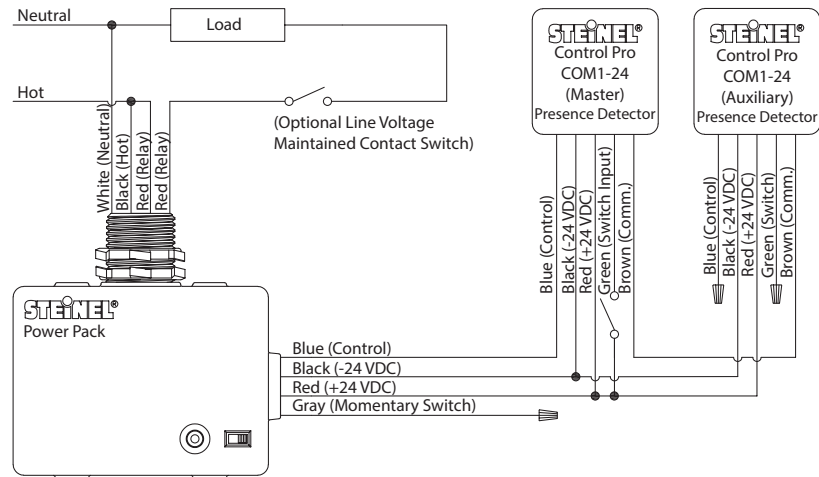
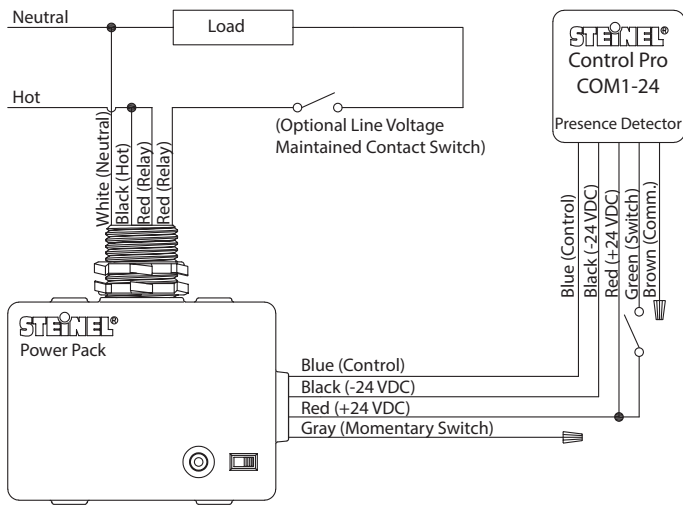


30 Sec - 30 Min

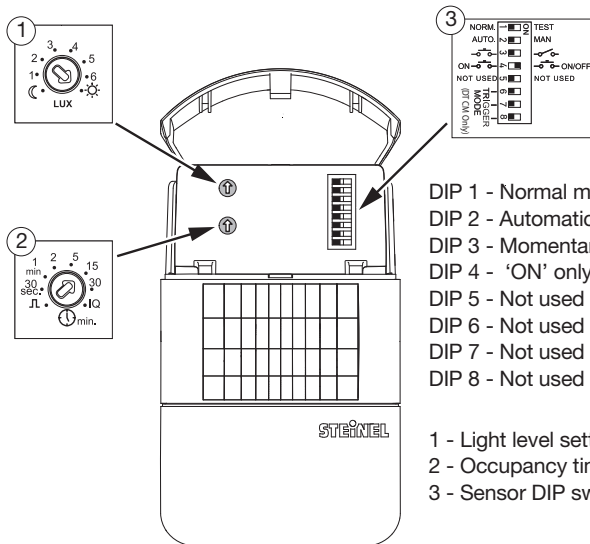
Presence Detector



Wiring



Settings

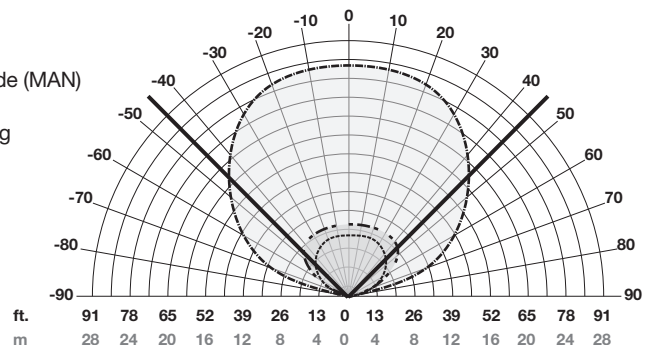


- DIP 1 - Normal mode / Test mode (NORM / TEST)
DIP 2 - Automatic mode (AUTO) / Manual ON mode (MAN)
DIP 3 - Momentary / Maintained switch option
DIP 4 - 'ON' only / 'ON' & 'OFF' manual switching
DIP 5 - Not used
DIP 6 - Not used
DIP 7 - Not used
DIP 8 - Not used

- 1 - Light level setting
- 2 - Occupancy time delay setting
- 3 - Sensor DIP switch settings

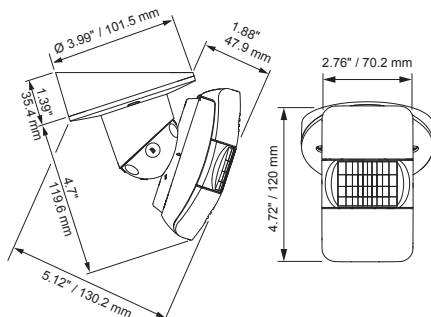
Coverage

Shown at 9 ft mounting height. Coverage will vary depending on mounting height.

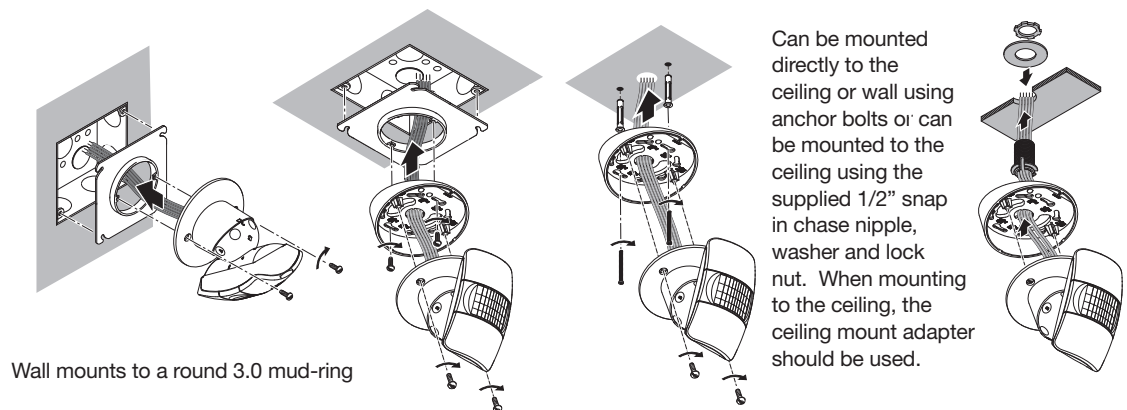


 PIR Tangential Detection
 PIR Radial Detection
 PIR Presence Detection
 Wall

Mounting



Ceiling mounts to a round 3.0 mud-ring
using the ceiling mount adapter



Can be mounted directly to the ceiling or wall using anchor bolts or can be mounted to the ceiling using the supplied 1/2" snap in chase nipple, washer and lock nut. When mounting to the ceiling, the ceiling mount adapter should be used.