

IR CM DIM-24

Presence Detector



The IR CM DIM-24 is a low voltage passive infrared corner mount presence detector setting a new standard in lighting and 1-10 volt dimming control with minimal movement required for human presence detection. Provides for superior presence detection, energy savings and occupant convenience. Lighting is controlled in relation to the presence of motion, the user selected dim level by remote or momentary switch and ambient light levels. As soon as occupancy is detected, the sensor goes to either the last selected electric light dim level (constant-lighting controller 'OFF') or adjusts to the last selected electric light + daylight brightness level (constant-lighting controller 'ON'). The "force off" light level feature will turn lights off when sufficient daylight is present for additional energy savings. When no movement is detected and the occupancy time setting has elapsed, the sensor dims light levels back to basic brightness. After the Stay 'ON' time DIM before 'OFF' delay has expired, the light turns off. Operational choices of auto on or manual on with a momentary or maintained switch input. The convenient "COM-Link" feature enables multiple sensors to link together via the communication link for peer to peer grouping achieving expanded detection zones with control set up functions set at only one primary sensor for the entire group. The available service and user wireless remotes provide simplified commissioning and occupant convenience.

Applications

The typical application is for offices, schools and other indoor public building spaces.

Project Name:

Location:



IR CM DIM-24 Specifications

Item No.	65440 IR CM DIM-24
Accessories	65900 Smart remote 65800 RC 8 programming remote 65320 RC 4 user remote
Voltage	18 - 24 VDC/VAC (27 mA) 50/60 Hz
Load Rating	control output (blue) 1 A @ 24 VAC/VDC 1 - 10 volt dimming output (purple & gray) 100 mA, max. 50 (1 - 10 V electronic dimming ballasts)
Sensing Technology	passive infrared (PIR)
Time Delay Setting	30 sec. to 30 min., IQ mode (automatic adjustment to the usage profile)
Light Level Setting	10 - 1000 lux / 1 - 100 fc
Environment	IP20 rated, 0°C to +55°C, 32°F to +131°F
Installation Height	2.5 - 3.5 m / 8 - 12 ft
PIR Detection Zones: (Coverage at 2.5 m / 9 ft)	presence: max. 7 m (134 sq.m.) max. 22 ft (440 sq.ft.) radial: max. 8 m (200 sq.m.) max. 26 ft (655 sq.ft.) tangential: max. 25 m (1612 sq.m.) max. 82 ft (5290 sq.ft.)
Lens Design	11 detection levels, 520 switching zones
Dimensions	4.72 x 2.76 x 4.21 in, 120 x 70.2 x 107 mm (LxWxD)
Warranty	5 years
Certifications	C-UL-US Listed, RoHS Compliant CA Energy Code Compliant

Key Features:

- Low voltage (18-24 VDC/VAC) sensor for use with a power pack or building automation system
- 1-10 volt dimming
- Stay 'ON' time DIM before 'OFF'
- Constant light level DIM control option
- PIR Presence Detection
- Service and user wireless remotes available
- Manual ON mode (MAN) / Automatic mode (AUTO)
- Momentary / Maintained switch option
- 'ON' only / 'ON' & 'OFF' manual switching
- "COM-Link" communication allows for up to 10 sensors to be grouped together

PIR

520 PIR Detection Zones



160°



1 - 100 fc

DIM

18 - 24 VDC/VAC
1 - 10 Volt Dimming



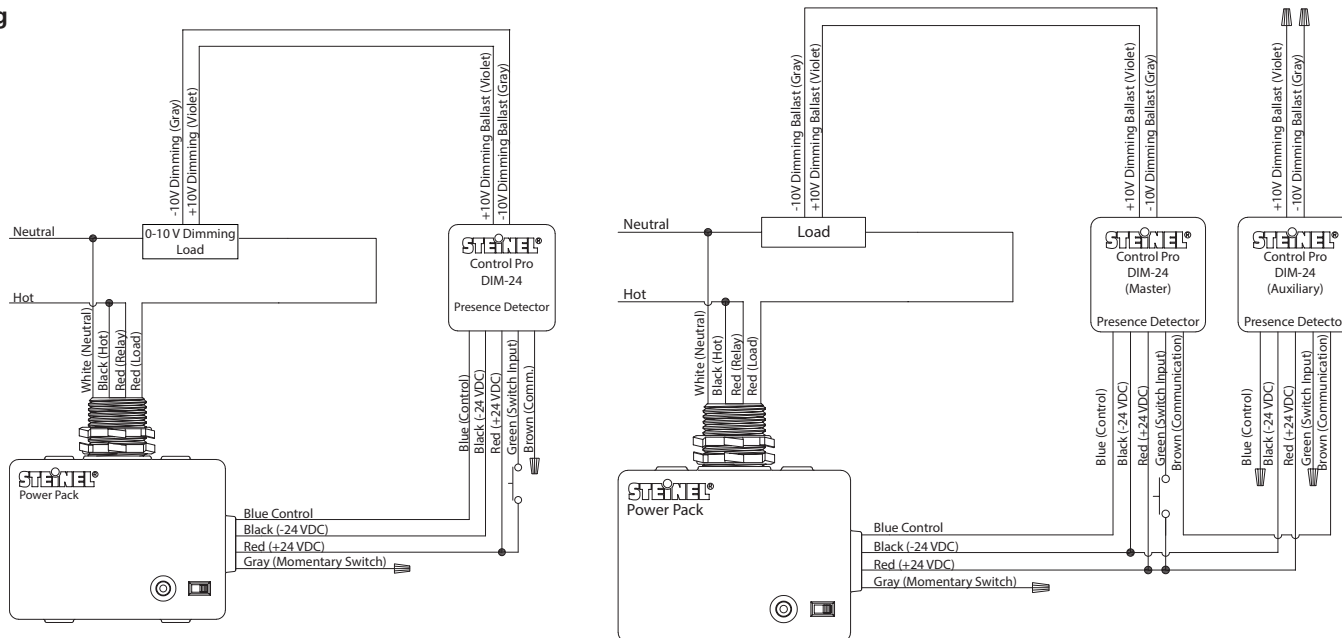
30 Sec - 30 Min

IR CM DIM-24

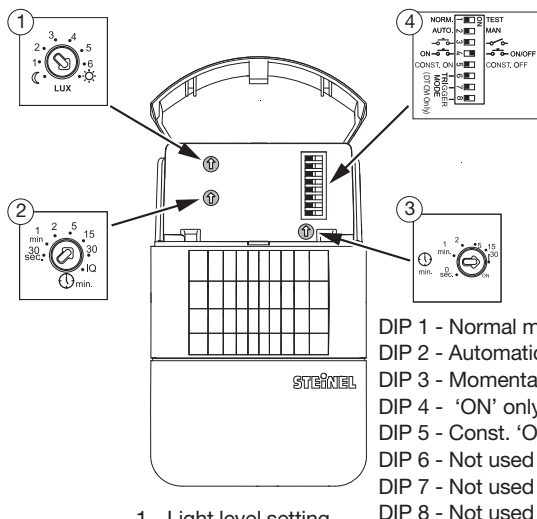
Presence Detector



Wiring



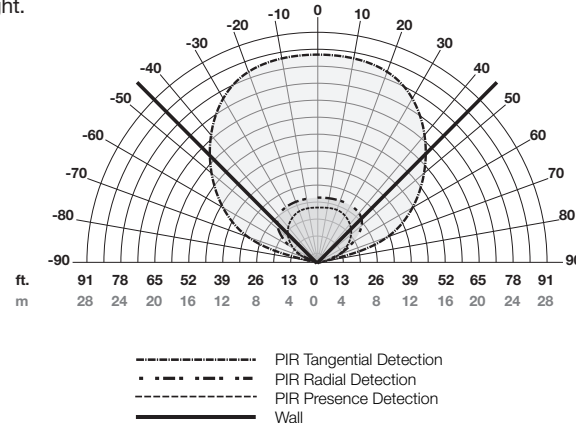
Settings



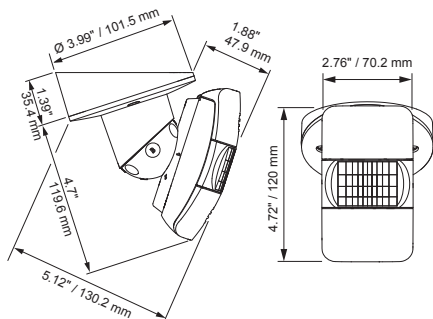
- 1 - Light level setting
- 2 - Occupancy time delay setting
- 3 - Stay 'ON' time DIM before 'OFF'
- 4 - Sensor DIP switch settings

Coverage

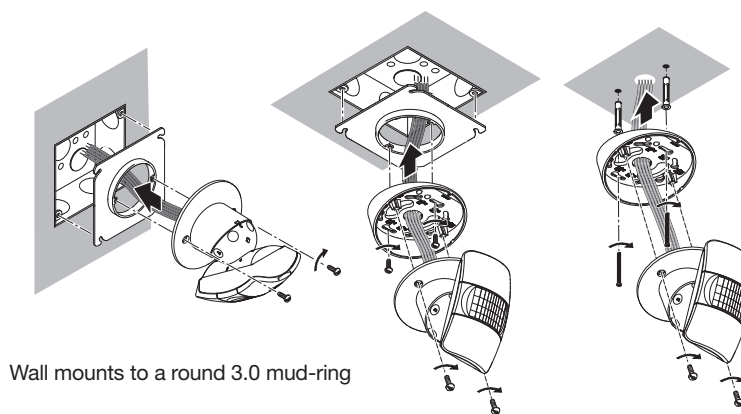
Shown at 9 ft mounting height. Coverage will vary depending on mounting height.



Mounting



Ceiling mounts to a round 3.0 mud-ring using the ceiling mount adapter



Wall mounts to a round 3.0 mud-ring

Can be mounted directly to the ceiling or wall using anchor bolts or can be mounted to the ceiling using the supplied 1/2" snap in chase nipple, washer and lock nut. When mounting to the ceiling, the ceiling mount adapter should be used.

