

IR Quattro HD COM1-WR

Presence Detector



The IR Quattro HD COM1-WR is a line voltage, high definition, passive infrared presence detector setting a new standard in lighting control with minimal movement required for human presence detection. Features four pyroelectric detectors with a high performance lens system that creates a new global standard in detection with 4,800 switching zones. Operational choices of manual on or auto on with either momentary or maintained switch options. Included light level feature provides the option to turn lights off when sufficient daylight is present for additional energy savings. The innovative mechanical reach setting enables the designer with a precise method of controlling lighting zones by means of optimizing the detection reach without compromising sensitivity providing true precise presence detection in the desired detection zone. The convenient "COM-Link" feature enables multiple sensors to link together via the communication link for pier to pier grouping achieving expanded detection zones with convenient control set up functions set at only one primary sensor for the entire group. Mounting options provide for 4" Square box, 4" Octagon box or Round 3.0 Mud-Ring. The available time saving wireless remote commissioning set up tool and the user /occupant wireless remote provides addition convenience.

The Control PRO group of sensors are available in multiple technologies for the control of heating, ventilation and air conditioning as well as lighting (as in the COM2-24 versions) and optional 1-10 volt dimming and daylighting options (in the DIM-24 versions).

Applications

The typical application is for offices, schools and other indoor public building spaces.

Project Name:

Location:



IR Quattro HD COM1-WR

Item No.	64490 IR Quattro HD COM1-WR
Accessories	65300 RC 3 service remote 65320 RC 4 user remote 65330 WGC wire guard cage
Voltage	120/230/277 VAC, 50/60 Hz
Load Rating	120 VAC: 0-800 watt electronic ballast, tungsten, 1/4 hp 230/277 VAC: 0-1200 watt electronic ballast, 1/4hp
Sensing Technology	passive infrared (PIR)
Time Delay Setting	30 sec. – 30 min., pulse mode (approx. 2 sec.), IQ mode (automatic adjustment to the usage profile)
Light Level Setting	10 – 1000 lux / 1 – 100 fc
Environment	IP20 rated, 0° C to +40° C / 32° F to 104° F
Installation Height	2.5 - 10 m / 8 - 32 ft
Coverage at 9 ft	360° square mechanically scalable detection zones presence: max. 7.9 x 7.9 m (62.41 sq.m.) max. 25.5 x 25.5 ft (650.25 sq.ft.) radially: max. 7.9 x 7.9 m (62.41 sq.m.) max. 25.5 x 25.5 ft (650.25 sq.ft.) tangentially: max. 20 x 20 m (400.0 sq.m.) max. 65.5 x 65.5 ft (4,290.25 sq.ft.)
Sensors	4 infrared pyroelectric detectors
Lens Design	13 detection levels, 4800 switching zones

Key Features:

- Line voltage lighting control (120/230/277 VAC, 50/60 Hz)
- Extremely High Definition PIR Presence Detection
- 4 pyros (Infrared Pyroelectric Detectors)
- 4800 switching zones
- Mechanical reach setting
- Square coverage pattern
- Service and user wireless remotes available
- Manual ON mode (MAN) / Automatic mode (AUTO)
- Momentary / Maintained switch option
- 'ON' only / 'ON' & 'OFF' manual switching
- Light level feature turns lights off when sufficient daylight is present
- Mounts to a 4" Square box, 4" Octagon box or Round 3.0 Mud-Ring
- "COM-Link" communication allows for up to 10 sensors to be grouped together
- IQ Mode dynamically adjusts the 'ON' time delay by learning individual room occupancy

HD

4800 PIR Detection Zones



26 x 26 Ft Presence
65 x 65 Ft Tangential



1 - 100 fc



120 / 230 / 277 V



30 Sec - 30 Min



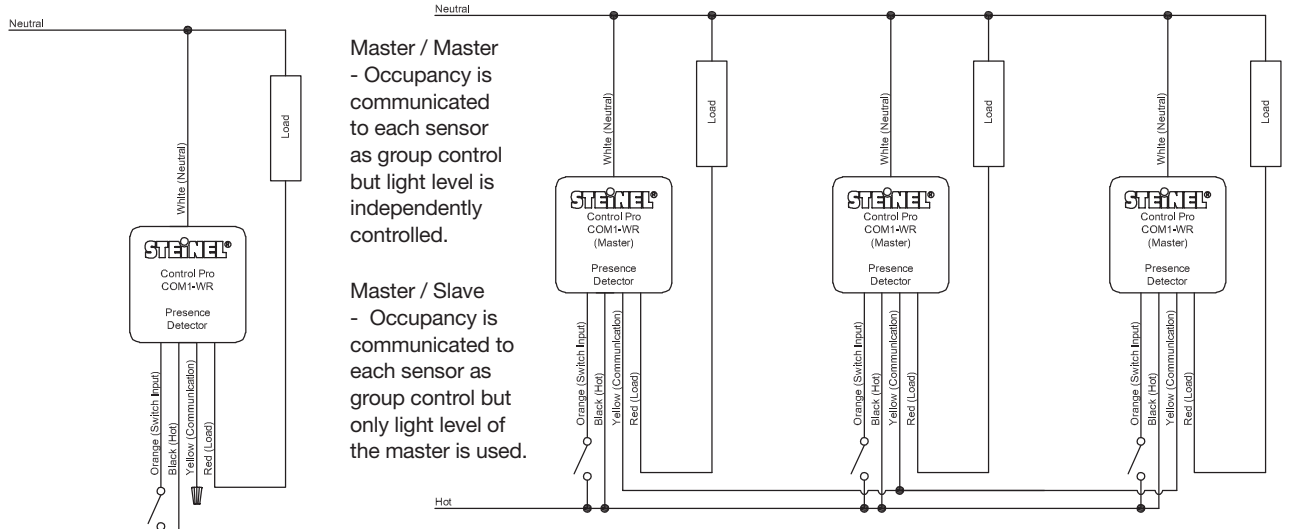
www.steinell.net

IR Quattro HD COM1-WR

Presence Detector



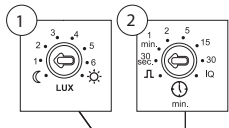
Wiring




Master / Master
- Occupancy is communicated to each sensor as group control but light level is independently controlled.

Master / Slave
- Occupancy is communicated to each sensor as group control but only light level of the master is used.

Settings



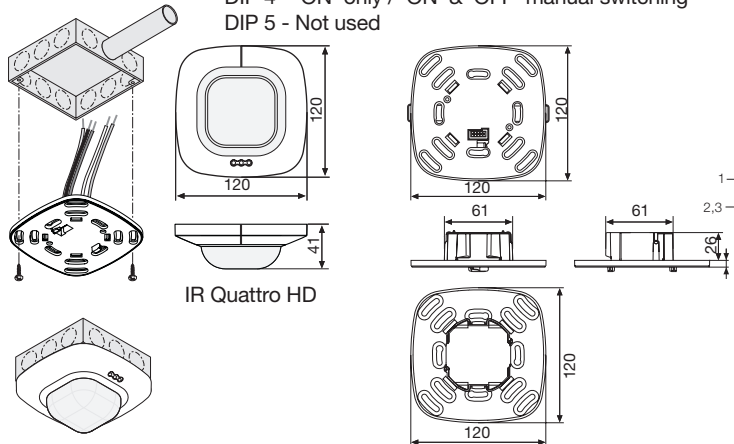
Mechanical Scalability



- 1 - Light level setting
- 2 - Occupancy time delay setting
- 3 - Reach setting
- 4 - Dip switch settings

Mounting

- DIP 1 - Normal mode / Test mode (NORM / TEST)
- DIP 2 - Manual ON mode (MAN) / Automatic mode (AUTO)
- DIP 3 - Momentary / Maintained switch option
- DIP 4 - 'ON' only / 'ON' & 'OFF' manual switching
- DIP 5 - Not used

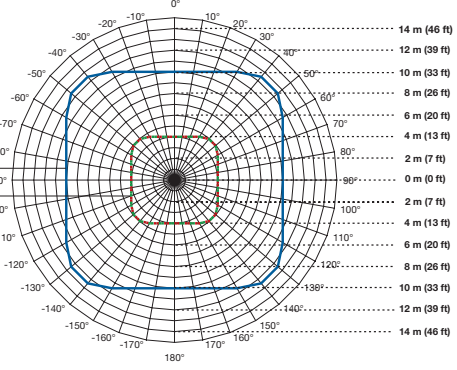


Mounts to a 4" Square box, 4" Octagon box or Round 3.0 Mud-Ring

Coverage

Shown at 9 ft mounting height. Coverage will vary depending on mounting height. See pages 4 & 5 of the instruction manual for coverage at heights from 8 to 26 ft. Maximum mounting height up to 32 ft.

One Gridline = 1 m / 3 ft



- 1 - Tangential - motion perpendicular to the sensor
20 x 20 m (65.6 x 65.6 ft)
- 2 - Radial - motion either directly toward or away from the sensor
8 x 8 m (26.25 x 26.25 ft)
- 3 - Presence - minor motion as described by NEMA WD7 with the additional requirement of both radial and tangential detection
8 x 8 m (26.25 x 26.25 ft)